

## Mouse TIGIT Protein

Cat. No. TIG-MM210

### Description

<b>Source</b>	Recombinant Mouse TIGIT Protein is expressed from HEK293 with hFc tag at the C-Terminus. It contains Gly26-Thr143.
<b>Accession</b>	NP_001139797.1
<b>Molecular Weight</b>	The protein has a predicted MW of 39.7 kDa. Due to glycosylation, the protein migrates to 48-57 kDa based on Bis-Tris PAGE result.
<b>Endotoxin</b>	Less than 1EU per $\mu\text{g}$ by the LAL method.
<b>Purity</b>	> 95% as determined by Bis-Tris PAGE > 95% as determined by HPLC

### Formulation and Storage

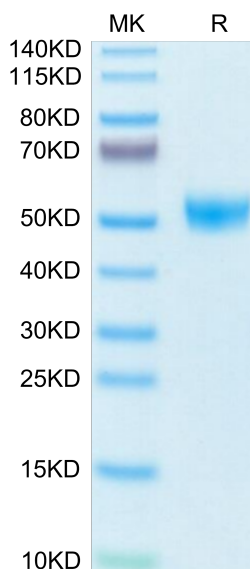
<b>Formulation</b>	Lyophilized from 0.22 $\mu\text{m}$ filtered solution in PBS (pH 7.4). Normally 8% trehalose is added as protectant before lyophilization.
<b>Reconstitution</b>	Centrifuge the tube before opening. Reconstituting to a concentration more than 100 $\mu\text{g}/\text{ml}$ is recommended. Dissolve the lyophilized protein in distilled water.
<b>Storage</b>	-20 to -80°C for 12 months as supplied from date of receipt. -80°C for 3 months after reconstitution. Recommend to aliquot the protein into smaller quantities for optimal storage. Please minimize freeze-thaw cycles.

### Background

TIGIT, also called Vstm3, Vsig9, and WUCAM, is a transmembrane protein in the CD28 family of the Ig superfamily proteins. IGIT is expressed at low levels on peripheral memory and regulatory CD4 T-cells and NK cells and is up-regulated following activation of these cells.

### Assay Data

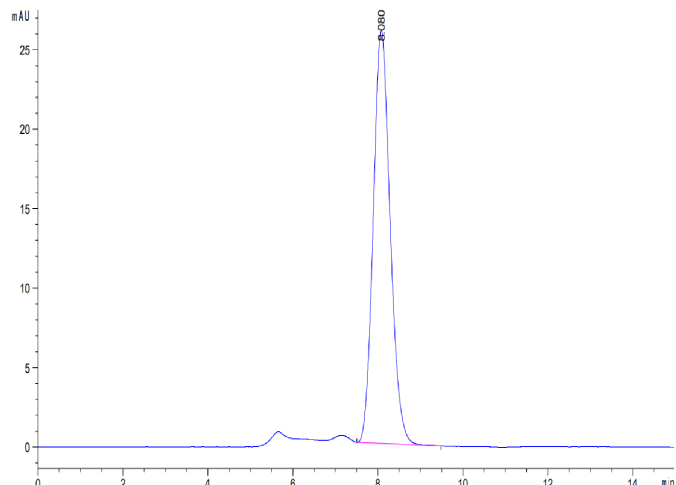
#### Bis-Tris PAGE



Mouse TIGIT on Bis-Tris PAGE under reduced condition. The purity is greater than 95%.

#### SEC-HPLC

Assay Data

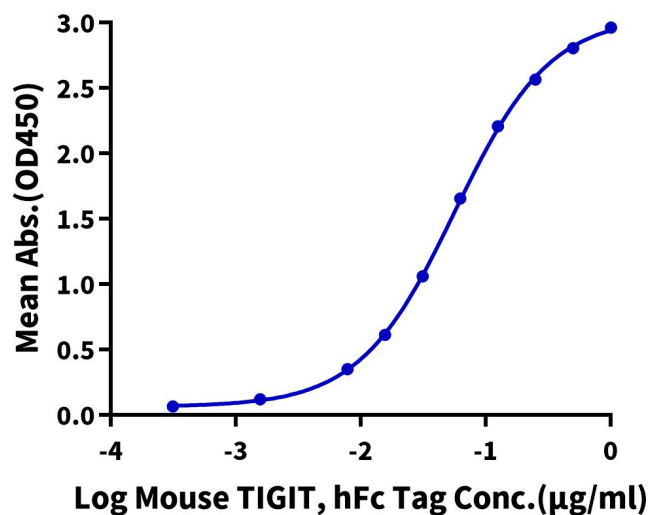


The purity of Mouse TIGIT is greater than 95% as determined by SEC-HPLC.

ELISA Data

**Mouse TIGIT, hFc Tag ELISA**

0.5µg Mouse CD155, His Tag Per Well



Immobilized Mouse CD155, His Tag at 5µg/ml (100µl/Well) on the plate. Dose response curve for Mouse TIGIT, hFc Tag with the EC50 of 56.5ng/ml determined by ELISA